



**DASMAN** دسلمان  
BILINGUAL SCHOOL مدرسة ثنائية اللغة







**Language Arts**


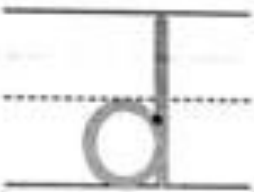

Color pictures that starts with the /d/ sound.







Color the picture that starts with the /d/ sound.  
Write d beside each /d/ sound.



Name \_\_\_\_\_

Dd  

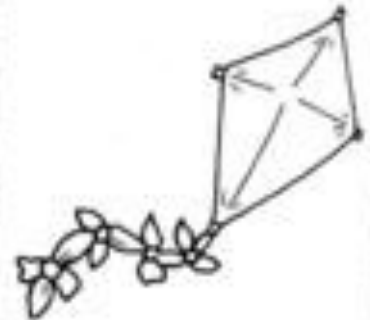
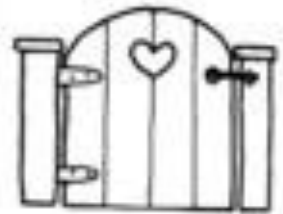
1.    \_\_\_\_\_

2.  \_\_\_\_\_  \_\_\_\_\_

3.  \_\_\_\_\_  \_\_\_\_\_



4.  \_\_\_\_\_  \_\_\_\_\_



Color pictures that starts with the /g/ sound.







Color the picture that starts with the /g/ sound.  
Write g beside each /g/ sound.


Name \_\_\_\_\_

**1.**  \_\_\_\_\_  \_\_\_\_\_


**2.**  \_\_\_\_\_  \_\_\_\_\_

**3.**  \_\_\_\_\_  \_\_\_\_\_

**4.**  \_\_\_\_\_  \_\_\_\_\_

**Gg** 

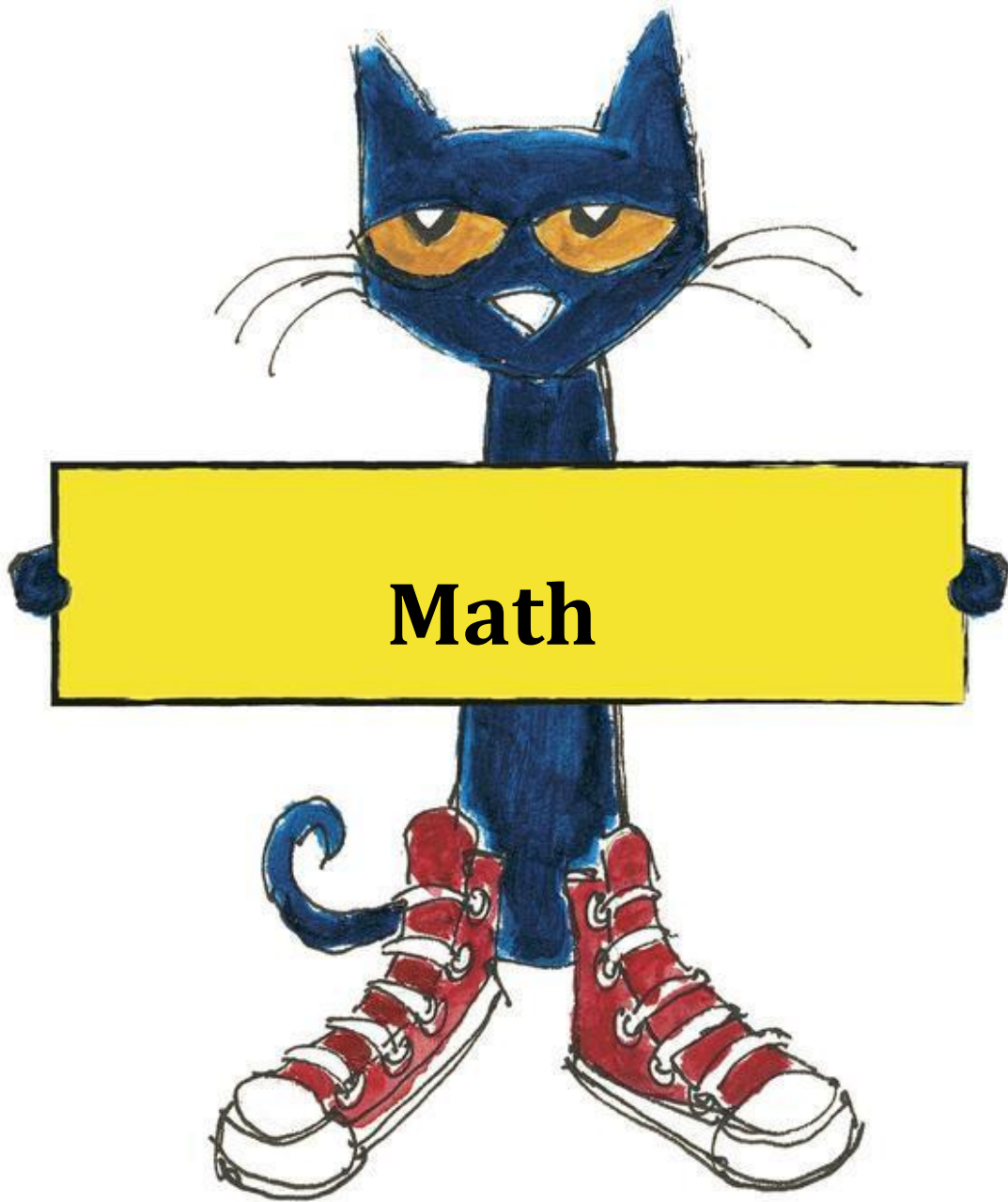
**Draw and write the setting of the story 'Rain' from the video.**



---










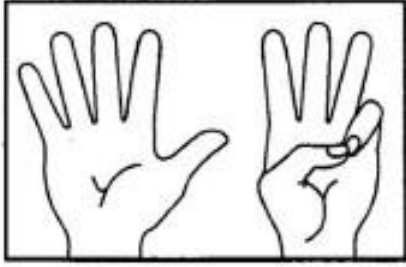
---

---










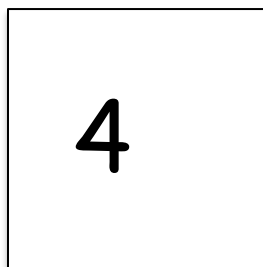



**Math**






Number, number bond.




Complete the number bonds of eight and color.




Name \_\_\_\_\_

# Ways to make 8


Count the pips on each domino. Cut and paste number of pips to make a number sentence. Read each number sentence to your shoulder partner.



\_\_\_\_\_ + \_\_\_\_\_ = **8**



\_\_\_\_\_ + \_\_\_\_\_ = **8**



\_\_\_\_\_ + \_\_\_\_\_ = **8**

4


6

5

4

2

3



**Science**

# h or pull?

Name \_\_\_\_\_

Cut and sort the action pictures that show either a push or a pull.

pull



push

pull





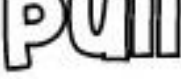
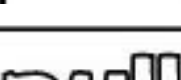
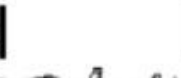
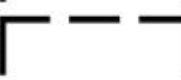
push

pull



push

pull



Name: \_\_\_\_\_ Date: \_\_\_\_\_

# Push

# Pull







# Online Resources





### **Language Arts:**

<https://www.youtube.com/watch?v=RrIC8M38DNE&list=PLh7mlvgf0E6uWrFM7lMXKNhsNmQy7SRIP>

[www.starfall.com](http://www.starfall.com)

[www.ixl.com](http://www.ixl.com)

### **Math:**

[www.ixl.com](http://www.ixl.com)

[www.starfall.com](http://www.starfall.com)

[https://www.youtube.com/watch?v=8cR\\_1Qi-tP4](https://www.youtube.com/watch?v=8cR_1Qi-tP4)

<https://www.youtube.com/watch?v=JtsVRgXt8CM>

### **Science:**

<https://www.youtube.com/watch?v=mEg5GOVpUIE>